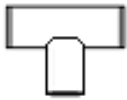


Part #	Description	Price/Foot
<b>ROUND TUBE</b>		
BDL 16MMX1000	16MM DRIP TUBE, .550" ID X.640" OD, 1000' ROLL	0.10
BDL 700X100	#700 BLUE STRIPE DRIP TUBE, 60 PSI MAX., 100' ROLL	0.16
BDL 700X1000	#700 BLUE STRIPE DRIP 1/2" TUBE, USE 700 COMP. FITTINGS, 1000' ROLL	0.11
BDL 700X500	#700 BLUE STRIPE DRIP TUBE, MAX. 60 PSI, .6 ID X .7 OD, 500' ROLL	0.12
BDL 900 X 100	3/4" BLUE STRIPE DRIP TUBE, MAX. 60 PSI, USE 890 COMP. FIT., 100' ROLL	0.26
BDL 900X1000	3/4" BLUE STRIPE DRIP TUBE, USE 890 COMP., 20MM, .804" ID, 1000' ROLL	0.18
BDL 900X500	3/4" BLUE STRIPE DRIP TUBE, MAX. 60 PSI, 500' ROLL	0.19
BDL 26MMX250	1" BLUE STRIPE TUBE, MAX. 50 PSI, 26MM, 1" ID, 250' ROLL	0.38
BDL 26MMX660	1" BLUE STRIPE TUBE, MAX. 50 PSI, 26MM, 1" ID, 660' ROLL	0.25
<b>FLATUBE</b>		
BDS H1" X250'	1" FLATUBE, 48 PSI MAX., 250' ROLL,	0.42
BDS H1-1/2" X 350	1-1/2" FLATUBE, 42 PSI MAX., 350' ROLL,	0.57
BDS H2" X 250'	2" BLACK FLATUBE, 42 PSI MAX, 250' ROLL	0.78
<b>BLUE STRIPE OVAL HOSE</b>		
BDS 1"X100	1" BLUE STRIPE OVAL HOSE, 21 PSI MAX., 100' ROLL	0.23
BDS 1"X1660	1" BLUE STRIPE OVAL HOSE, 21 PSI MAX., 1660' ROLL	0.15
BDS 1-1/2"X600	1-1/2" BLUE STRIPE OVAL HOSE, MAX. 21 PSI, 40MM, 600' ROLL	0.37
BDS 2"X450	2" BLUE STRIPE OVAL HOSE, MAX. 21 PSI, 52MM ID, 2" ID, 450' ROLL	0.47
BDS 3"X200	3" BLUE STRIPE OVAL HOSE, MAX. 21PSI, 3" ID, 77MM ID, 200' ROLL	1.07
BDS 4"X130	4" BLUE STRIPE OVAL HOSE, MAX. 21 PSI, 4" ID, 101MM ID, 130' ROLL	1.65
<b>SPAGETTI TUBE</b>		
BSP SWING	BLUE STRIPE SWING PIPE, 13MM 100' ROLL, SHRINK WRAPPED	42.02
BSP 187X125P	#3 SPAGETTI TUBE, 1000' ROLL	0.09
BSP 187X125S	#3 SPAGETTI TUBE, 100' ROLL	0.07
BSP 225X155	#4 SPAGETTI TUBE, 100' ROLL	0.07
BSP 220X160P	BLACK SPAGETTI TUBE, 1000' ROLL	0.10
BSP 187X125VS	FLEX VINYL SPAGETTI TUBE, 187X.125, 100' ROLL	0.08
BSP 187X125V1000	FLEX VINYL SPAGETTI, 1000' ROLL	0.06
BSP 250X170P	1/4" OD BLACK MICRO-TUBE, 1000' ROLL	0.08
BSP 250X170S	1/4" MICRO-TUBE, 100' ROLL	0.07
BSP 350X250E	350X250 TORO SPAGETTI TUBE, T-TAPE SUPPLY TUBE, 500' ROLL	0.13
BSP 350X250P	DRIP TAPE SUPPLY TUBE, 100' ROLL	0.20
BSP 455X375P	3/8" P. E. TUBING, 500' ROLL	0.09
BSP 4MM FLEX	4MM FLEX PVC TUBING	0.10
<b>FLEX PVC PIPE</b>		
BSP 1/2-IPS-100	1/2" FLEX PVC PIPE, 100' ROLL	0.77
BSP 3/4-IPS-100	3/4" FLEX PVC PIPE, 100' ROLL	0.93
BSP 1-IPS-100	1" FLEX PVC PIPE, 100' ROLL	1.43

**COMPRESSION FITTINGS**



3 WAY COMP. TEE

Part #	Size	Price
FC4 450-C3T	450	\$2.22
FC7 700-C3T	700	.82
FC9 900-C3T	900	.90
FC9 900C3TM	900 MHT	3.24
FC9 900C3Tx7	3/4"X1/2"	1.78



COMPRESSION COUPLING

Part #	Size	Price
FC4 450-CC	450 (14mm)	0.98
FC7 700-CC	700 (1/2")	0.63
FC9 900-CC	900 (3/4")	0.77



90 DEG ELBOWS

Part #	Size	Price
FC4 450-CELL	450	1.12
FC7 700-CELL	700	0.78
FC7 700CELLS	700 X SLIP	1.06
FC9 900-CELL	3/4"	1.35
FC9 90CELLR6	3/4"X16MM REDUCING	1.36




THREADED CAP

Part #	Size	Price
FC4 450-CETC	450	1.04
FC6 600-CETC	600	0.67
FC7 700-CETC	700	0.78
FC9 900-CETC	3/4"	1.57



RING ADAPTERS

Part #	Size	Price
FC4 350-CA	350 BLACK	0.30
FC4 400CA1/2	450 RED	0.30
FC4 450CA1/2	450 WHITE	0.22
FC6 600-CA	600 GREEN	0.20
FC7 700CA1/2	700 BLACK	0.17
FC7 710-CA	710 TURQ.	0.20
FC9 900-CA	3/4" TURQ.	0.30



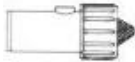
SLIP X MALE THREAD

Part #	Size	Price
FC4 450-CE	450	0.98
FC6 600-CE	600	0.61
FC7 700-CE	700	0.61
FC9 900-CE	900	0.61



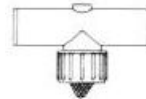
AUTO FLUSH END CAP

Part #	Size	Price
FC4 45CEFCHL	450 LOW	1.66
FC6 60CEFCHL	600 LOW	1.56
FC6 60CEFCHH	600 HIGH	1.54
FC7 70CEFCHH	700 HIGH	2.57
FC7 70CEFCHL	700 LOW	1.46
FC9 900-CEFC	900	3.51



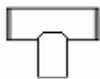
COMP. X FEMALE HOSE SWIVAL

Part #	Size	Price
FC4450CHSWW	450 W/ WASHER	0.76
FC7 700-CHSS	700 W/ SCREEN	1.42
FC7 700-CHSW	700 W/ WASHER	1.15
FC9 900-CHS-	900 W/ WASHER	1.07



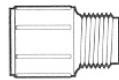
COMP. X FEM. HOSE SWIVAL TEE

Part #	Size	Price
FC4 450CSTWS	450 W/ SCREEN WASHER	1.17
FC7 700-CST	700 WITH WASHER	1.46
FC9 900-CSTW	3/4" WITH WASHER	1.02



COMP. TEE X SLIP

Part #	Size	Price
FC7 700CTEES	700	1.48



COMPRESSION X MPT ADAPTER

Part #	Size	Price
FC7 700-CMA	700 X 1/2" MPT	0.90



AUTO FLUSH FITTING

Part #	Size	Price
VPD FCH-H-FH	3/4" FHT - H	\$1.31
VPD FCH-L-FH	3/4" FHT - L	1.31
VPD FCH-L-FP	3/4" FPT - L	1.31



COMP. TEE X FHT

Part #	Size	Price
FC7 700-CST-S	700	1.57



COMP. X SLIP SOCKET ADAPTER

Part #	Size	Price
FC7 700-CAS	700	0.39



FIGURE 8 CLOSURE

PART #	SIZE	PRICE
FAG AP8-600	FOR 14 & 16MM	\$ .19
FAG AP8-700	FOR 18MM	.23
FAG AP8-900	FOR 3/4" TUBE	.31
FAG AP8-91000	FOR 1" TUBE	.39

BARB X COMPRESSION FITTING

Part #	Size	Price
FC7 400CPIA7	400 X 700	0.79
FC9 700CPIA9	700 X 900	1.54